







What causes condensation

The average household produces about 24 pints of moisture every day. Moisture is held in the air and must be allowed out of your home, otherwise condensation will form.

Two people active for one day		3 pints
Cooking and boiling a kettle		6 pints
Having a bath or shower		2 pints
Washing clothes		1 pints
Drying clothes		9 pints
Using heating systems		3 pints
Total amount of moisture produced in your home in one day		24 pints

Condensation

There is always moisture in the air, even when you cannot see it. When the air gets colder, it cannot hold all the moisture and tiny drops of water appear, particularly on cold surfaces. This is condensation. You may notice it on your windows, particularly in the morning or as the mist on the mirror when you have a bath.

Condensation mainly occurs during cold weather. It tends to appear on cold surfaces and in places where there is little movement of air. Condensation can lead to mould.

Mould

Mould will appear as small black and green spots. Mould is a living organism so needs killing to get rid of it. To do this, wipe down affected areas with a fungicidal wash, remember to wear rubber gloves and follow the manufacturer's guidelines.

If you have any questions or need any further information, please contact the Planned Maintenance Team on 01271 312500.



North Devon Homes Ltd
Westacott Road, Whiddon Valley, Barnstaple EX32 8TA

Telephone: 01271 312500 • www.ndh-ltd.co.uk • enquiries@ndh-ltd.co.uk



Dealing with Condensation



A guide to prevent condensation
& mould in your home



The only lasting way to avoid severe mould growth is to eliminate dampness i.e. condensation. Here are some tips to help prevent condensation and mould growing in your home.

Loft: For safety reasons and to avoid blocking ventilation you should not access or store items in your loft.

Ventilation: Always keep vents open. Never block or cover air bricks, flues or vents.

Bathroom: Where fitted, always use extractor fans. Close the door and open the window to allow the air to circulate.

Heating: Keep your home warm - set your thermostat to a recommended day time temperature of between 18-21° c. Keep a low background heat in unused rooms and air rooms regularly.

Furniture: Leave a gap between furniture and outside walls. Avoid putting mattresses directly on the floor.

Kitchen: When cooking keep the door closed and windows open. Put lids on pans and turn on any extractor fans.

Mop or wipe up any moisture with a cloth. When you wipe surfaces the soaked cloth needs to be wrung out into the sink or dried outside. Drying it inside will release the same moisture back into your home.

Windows: Whenever possible, open windows slightly to allow your home to air. Ensure that trickle vents on windows are left open.

Drying Clothes: Whenever possible dry your clothes outside. Do not dry clothes on radiators, use a clothes rack in a cool room with the door closed and the window open.

If you have tried all these suggestions and are still concerned about mould in your home then please contact us on 01271 312500.

We offer a 3 stage process to tackle problems caused by damp and condensation. Stage 1 - provide advice and information. Stage 2 - install a humidity monitor and provide record sheets to help assess the issue. Stage 3 - arrange for a surveyor to carry out an inspection of your home.

